

# BD SoloShot™ Mini

Auto-disable syringes

Jeringas autobloqueantes

Seringues auto-bloquantes

حقنات تتعطل ذاتيا

STERILE EO



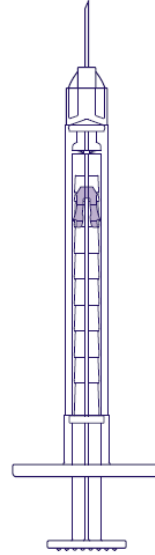
0318



Do not use if package is damaged • No utilizar si el envase está dañado • لا تستعمل إذا تضرر غلاف العلبة • Ne pas utiliser si l'emballage est endommagé

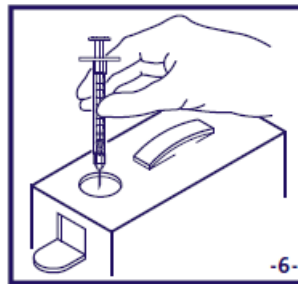
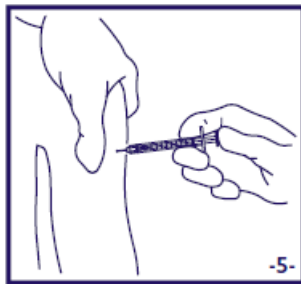
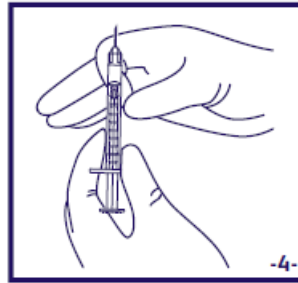
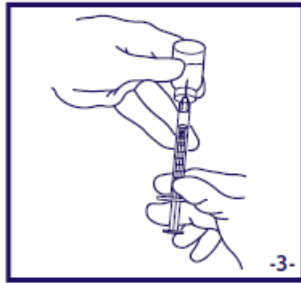
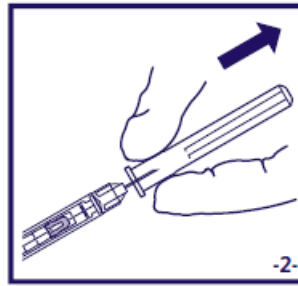
This product does not contain natural rubber latex • Non-toxic, Non-pyrogenic.  
Este producto no contiene látex de caucho natural • No tóxico, apirógeno.  
Ce produit ne contient PAS de latex de caoutchouc naturel • Non toxique, apyrogène.  
عدم ناري وغير ساو • هذا المنتج لا يحتوي على مطاط اللاتكس الطبيعي.


Store in a clean, dry non-corrosive, and insect free environment.  
Almacenar en un ambiente limpio, seco, no corrosivo y exento de insectos.  
Stocker dans un endroit propre, sec, non corrosif et sans insectes.  
يخزن في محيط نظيف، جاف، غير مسبب للتآكل، وخال من الحشرات.



## DIRECTIONS FOR USE:

- Check that the syringe package is undamaged and unopened. Discard if damaged or opened.
  - Peel open the end of the package and remove the syringe.
  - Wipe the top of the vial with alcohol and allow it to air dry.
  - Remove the shield from the needle. **Do not move the plunger, and do not try to inject air into the vial, as this will disable the syringe.**
  - Pick up the vial and invert it. Insert needle into the vial.
  - **Keep the needle tip in the fluid at all times. Do not draw air into the syringe. It may lead to an inaccurate dose.**
  - **To fill the syringe, slowly pull the plunger all the way back past the dose mark (0.5, 0.4, 0.3, 0.2, 0.1, or 0.05 mL) until it COMPLETELY STOPS.**
  - To remove air bubbles, remove the needle from the vial. Holding the syringe upright, tap the barrel to bring the bubbles towards the tip of the syringe.
  - Then carefully push the plunger to the dose mark (0.5, 0.4, 0.3, 0.2, 0.1, or 0.05 mL) thus expelling the air bubble.
  - Administer the injection according to clinical guidelines.
  - Depress the plunger completely to deliver the dose. The plunger will automatically lock to prevent the syringe from being reused.
  - **Do not reshield.** Place the SoloShot™ Mini syringe immediately in a needle disposal container.
  - **Caution: To ensure full auto-disable function, carefully follow instructions.**
- Re-use may lead to infection or other illness/injury.



 Becton Dickinson S.A., - Ctra. Mequinenza, s/n. - 22520 - Fraga (Huesca) España • Made In Spain

BD, the BD Logo and SoloShot are trademarks of Becton, Dickinson and Company or its affiliates. © 2020 BD. All rights reserved.

DGF59203 500052203

[bd.com](http://bd.com)