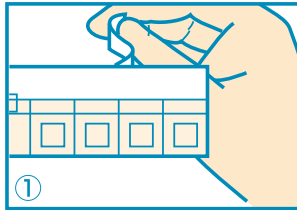


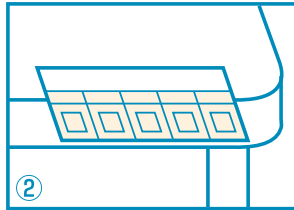
ELEBAN SHOT

Adhesive plaster for covering the site of injection

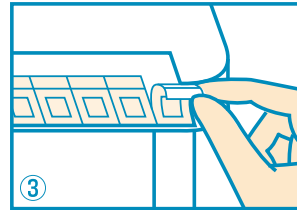
How to Use



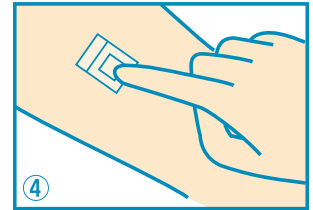
① Peel off the sticker release paper.



② Stick to the edge of table.



③ Hold the folded edge and peel the plaster off.



④ Apply the plaster to the site of injection without touching the pad.

ELEBAN SHOT

One time use only

[Prohibition] Do not reuse

[Materials]

Pad : nonwoven fabric

Plaster : rayon, synthetic fiber, acrylic adhesive

[Effect]

To protect puncture wound site.

[Category of product]

Sterile medical device

[Usage]

Apply the pad to the disinfected puncture wound and use the adhesive plaster to fix it.

[Cautions on use]

1. Apply to dry and clean skin and avoid soiling the pad when applying.
2. For users with sensitive skin, do not apply this product for long period of time. Change the plaster several times a day.
3. Do not apply the tape to the open wound.
4. Change plaster when pad is soaked or soiled.
5. Use immediately after opening the package.
6. Stop using when any negative effects like rash, redness or itchy skin occurs

[Cautions for storage]

- Avoid exposure to water.
- Keep out of the direct sunlight.
- Keep in cool and dry place.

[Period of validity]

5 years from manufacturing date.

[Quantity]



- S Size (20×23mm) 1000 pcs
- M Size (27×27mm) 500 pcs

[Name and address of distributor]

Hakuzo Medical Corporation

Address : 2-4, 9 Tokui cho, Chuo-ku, Osaka-shi

Phone : 06 - 6809 - 4319

Product No.	Specs	Size	QTY / pack × QTY / box	QTY / case	JAN Code
3155011	S	20mm × 23mm (Pad8mm×8mm)	25pcs / pack × 40packs / box	20boxes / case	 4 958286 703015
3155013	M	27mm × 30mm (Pad15mm×15mm)	20pcs / pack × 25packs / box	20boxes / case	 4 958286 703022



Design Your Voice

Hakuzo

Add: 2-4-9, Tokuicho, Chuo-ku,
Osaka 540-0025, Japan

TEL: 06-6942-0451

FAX: 06-6945-0539

www.hakuzo.co.jp/eng/index.php