



SHENDU PAK

The Instruments Company

INSTRUCTION FOR USE

Doc.# IFU-01

Revision # 00

Date: 22-05-2021

Page # 1

Devices:

Stainless Steel Instruments

(Surgical Forceps, Speculums, Scalpel Handles, Hooks, Scissors & Surgical Kits)

Warnings



Never:

- Misuse instruments or overstrain joints or racks.
- Use abrasives on instruments, as this will spoil the surface finish. This may later cause discoloration, rusting or pitting.
- Handle instruments by their tips. These should be cleaned by trained personnel only who will ensure the delicate working ends are adequately protected during storage or sterilization.
- Pack instruments with other heavier instruments with care. Remember always - heavy instruments on the bottom and light instruments on the top.
- Use general-purpose oils for instruments; only water-soluble lubricants should be used.
- Leave instruments soaking longer than necessary in chemical sterilizing solutions. After they have been sterilized they should be washed thoroughly in warm water to remove all traces of the chemicals to prevent discoloration or pitting.
- Store damp instruments. They must be thoroughly dried first.

Instructions

Always:

- Check all instructions for use and sterilization of new instruments. Unless otherwise directed they should be inspected, cleaned, rinsed and lubricated before being put into service.
- Lubricate after cleaning with a proprietary water-soluble instrument lubricant.
- Follow approved cleaning procedure of hospital.
- Do not use corrosive cleaning agents. We recommend cleaning solutions and rinses with pH 7.0.
- Do not use abrasive cleaners & brushes with hard bristles.
- Use distilled water for rinsing only. Water with chloride contents may damage or even destroy the instruments.
- After chemical disinfection and cleaning, the Instruments must always be rinsed well under running water. Any residue has to be removed manually (no metal brushes, no scouring agents). In order to avoid water spots, a final rinsing with demineralized water is recommended. Finally, the Instruments have to be dried immediately
- Do not leave instruments in cleaning or disinfecting solutions for long terms (over night or weekend), the instruments can be destroyed.
- Ensure all instruments are only used for the purpose for which they were designed.
- Handle all instruments gently. Never overstrain, drop or misuse them.
- Check all instruments for damage after use.



SHENDU PAK

The Instruments Company




INSTRUCTION FOR USE

Doc.# IFU-01

Revision # 00

Date: 22-05-2021

Page # 2

	<ul style="list-style-type: none">• Give special attention to microsurgical instruments. Their fine tips can easily be damaged by contact with other instruments or the sides of the case in which they should be kept. Hand cleaning is preferable.• Ensure all instruments are thoroughly dried before being stored.• Pack instruments carefully with the heavier ones lying on a piece of cloth or towel at the bottom.• Store and sterilize bow-handled instruments on a special holder. Always leave racks and ratchets open.• Check the hardness of the water used in the autoclave. Too hard water will leave a deposit on the instruments.• If a water softener is used ensure it is at the manufacturer's recommended level. Too much may cause discoloration or pitting.
Sterilization	Instruments should be sterilized by moist heat sterilization method with 121°C (not above 137°C) in 30 minutes for wrapped stainless steel instruments and for 20 minutes for non-wrapped stainless steel instruments.
Disposal	No special decomposition or disposal required for Surgical Instruments as they don't contain any toxic or hazardous material; the material stainless steel is recyclable in ordinary steel manufacturing units.
Return	In case of damage or faulty, please return to supplier with same packaging and event description.
Contradictions	There are no contradictions with the instruments
Complications	The complications related to the use of instruments are dependent on surgical procedure adopted; no complications are associated with instruments.
 Manufacturer	SHENDU PAK – The Instruments Company 22/29 Taj Street Murray College Road, Sialkot-51310-Pakistan.
	Instruments are non-sterilized.
	Keep dry

SHENDU PAK


Proprietor