

5. Instruction for use

5.1 Model and description

BID1

- 25ML.30ATM
- 3-way stopcock
- Hemostasis valve
- Insertion tool:20G*10CM
- Torque device

BID2

- 25ML.40ATM
- 3-way stopcock
- Hemostasis valve
- Insertion tool:20G*10CM
- Torque device

5.2 Balloon inflation device




- Inhale saline or contrast medium into the balloon inflation device, to exhaust residual gas;
- Connect the extension tube of balloon inflation devices with balloon catheter;
- Observe pressure gauge and rotate the screw rod to reach the appropriate pressure, or observe the size of balloon catheter by angiography and pressure the balloon to the desired size;
- Pull the trigger to release pressure;
- Observe whether the vascular lesion position is unobstructed by angiography;
- Withdraw the balloon catheter or indwell the stent in the blood vessel.

Note: Connect the three-way stopcocks with the interface of tubes for multi-way infusion or direction switch

5.3 Hemostasis valve sets

- Connect the Y-shaped connector with the catheter connector,
- Insert the insertion tool into the Y connector main body through valve, and then insert the guidewire into the insertion tool;
- Fix the distal end of guidewire with torque, tighten and push rotate torque handle to guide the guidewire reach the position for surgery;
- Y-shaped side arm connector can be connected to the infusion device for infusion.

6. Mark on label

 USE BY  DO NOT REUSE  STERILIZED USING ETHYLENE OXIDE

 REFERENCE NO  EUROPEAN AUTHORIZED REPRESENTATIVE

 TEMPERATURE LIMITATION  ADDRESS OF MANUFACTURER

 LOT NO.  DATE OF MANUFACTURE  DO NOT USE IF THE

PACKAGE IS DAMAGED

26-C
TY
IAN
MED
NAM
5 HA

7. Package and Storage

- The unit package of the product is TYVEY Paper+small box or PVC Plastic , inner package and outer package are corrugated carton for transportation.
- This product should be stored in a dry environment, avoid direct sunlight.

Tianck Medical Co., Ltd.

ADD: 1-2 Floor, Building C, No.16 Yinkui road, Kuichong town, Dapeng new district, Shenzhen, 518119 China
Guangdong P.R. China

TEL: 0755-28395385

FAX: 0755-28397620

WAX: www.tianck.com

Lotus NL B.V

ADD: Koningin Julianaplein 10, le Verd, 2595AA, The Hague, Netherlands.

TEL: 0031-645171879/626669008

TK- IFU- BID A. 1

Effective date: 2020. 06. 02

